

Section 17

Thermocouples



Thermocouples

Page

17.1

Thermocouple Styles

17.2

Thermocouples

Various styles of thermocouples for the smelting, heat treatment and furnace manufacturing industries are available through Thermal Electric. Styles include straight or angled, with single, duplex or triplex elements and numerous cold leg materials and terminal heads. Protective sheath materials include Sialon, Silicon Carbide, Laminated Ceramic, Plumbago, Chrome Iron, Cast Iron, Inconel 600 and 601, 253MA, 316-310 SS, Pythagoras GR61, Alsint AL23, Mulite, Sillimantian.


A full range of lance dip probes are available, incorporating the MARSHALL Type K and N replaceable 8 inch long life chrome iron tips.

Applications

Specifically designed for non-ferrous metals, aluminium, copper, brass, bronze or salt baths at temperatures to 1300°C.

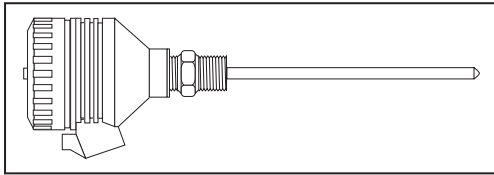
Various styles of thermocouples and sensors are manufactured for the petrochemical industries. The sensors shown are a small example of what is available. Assemblies available with single and duplex elements in numerous OD sizes, insulated or bonded thermocouple junctions, element sheath materials, spring loaded for terminal blocks and barrel unions.

Also available are thermowells - fabricated or machined bar stock; screwed or flanged; in various metals; specialty coatings; weld on pads; ceramic sheaths; barrel unions; nipples; a large range of mounting hardware; terminal head materials - alloy, cast iron, SS, plastic, bakelite and SAA approved explosion proof Ex 'd'.

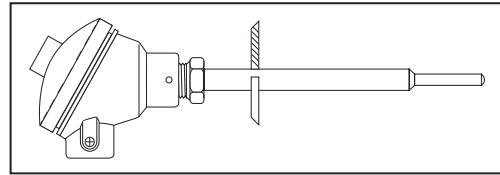


Thermocouple Styles


1. Ex 'd' certified terminal head



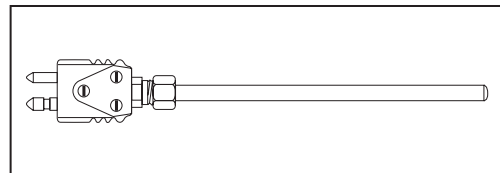
6. Triclover process connection
Hygienic welds, reduced tip



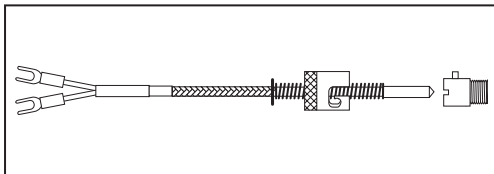
2. Basic Mims thermocouple
c/w pot seal



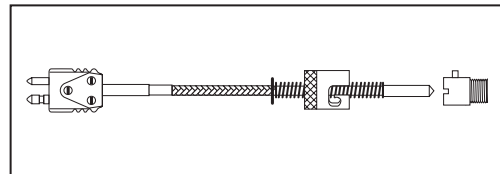
7. Large plug and tube adaptor
fitted to thermocouple



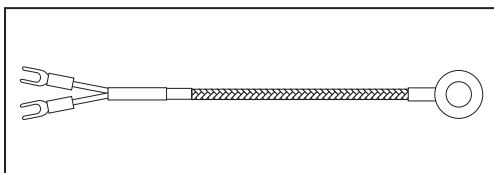
3. Adjustable YM3 bayonet cap
thermocouple c/w adaptor




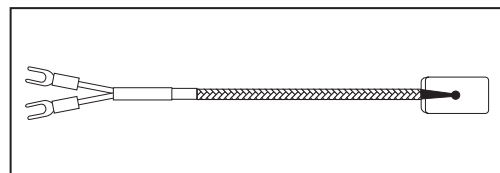
8. Large plug fitted to
bayonet thermocouple



4. Washer style sensor to
bolt onto surface

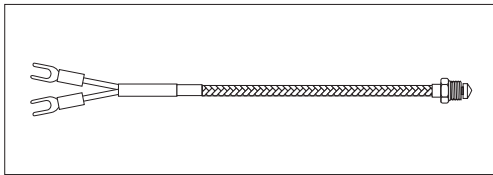


9. Leaf style sensor to fit
under heating element

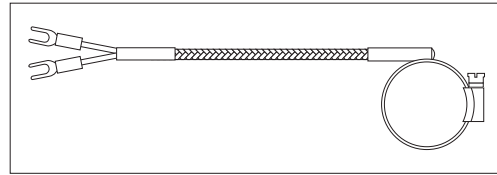


Thermocouple Styles - continued

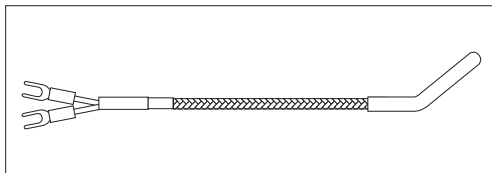
5. Bolt in sensor YM4 stainless steel braided tails



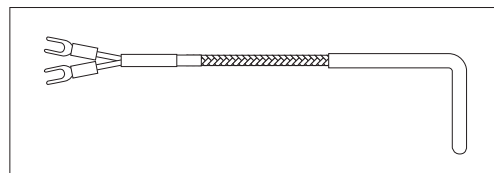
10. Hose clamp sensor



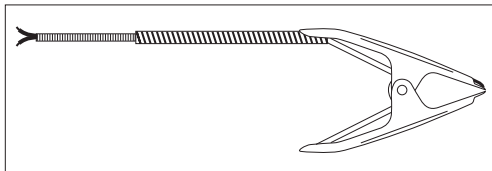
11. Basic wire thermocouple with 45 degree bend



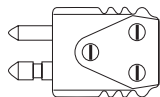
13. Basic wire thermocouple with 90 degree bend



12. Handi clamp product sensing thermocouple

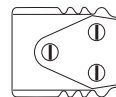


Large plug with round pins




Part # 1060

Large socket



Part # 1010



HEAD OFFICE

7 Buckman Cl, Toormina NSW 2452
Ph: 02 6659 6200 **Fax:** 02 6653 3839
Email: sales@thermalelectric.com.au

SYDNEY

Unit 19/45 Powers Rd, Seven Hills NSW 2147
Ph: 02 8814 2500 **Fax:** 02 9620 9121
Email: sydney@thermalelectric.com.au

MELBOURNE

Unit 4/257 Governor Rd, Braeside VIC 3195
Ph: 03 8587 6600 **Fax:** 03 9580 6333
Email: melbourne@thermalelectric.com.au

BRISBANE

Unit 1/8 Hopper Ave, Yatala QLD 4207
Ph: 07 5547 3300 **Fax:** 07 5540 7194
Email: brisbane@thermalelectric.com.au

PERTH

Office 9, Level 1, 17 Prowse St, West Perth WA 6005
Ph: 08 9363 8700 **Fax:** 08 9467 1465
Email: perth@thermalelectric.com.au

MALAYSIA

Enhance Track Sdn Bhd
9, Jalan Meranti 12, Meranti Jaya Industrial Park
47120 Puchong, Selangor
Ph: +603 8063 2281 **Fax:** +603 8063 2282
Email: enquiry@enhancetrack.com

Free Phone 1800 025 287 Free Fax 1800 631 235

www.thermalelectric.com.au

ABN 59 001 255 492

