




THERMAL ELECTRIC ELEMENTS
AUSTRALIA



Thermocouples

Product

Thermocouples

Page No.

14.1

14.1

Thermocouples

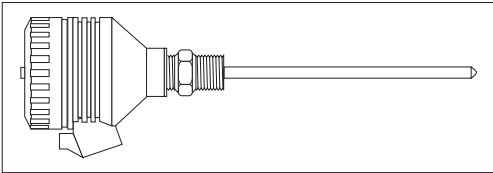
Various styles of thermocouples for the smelting, heat treatment and furnace manufacturing industries are available through Thermal Electric. Styles include straight or angled, with single, duplex or triplex elements and numerous cold leg materials and terminal heads. Protective sheath materials include Sialon, Silicon Carbide, Laminated Ceramic, Plumbago, Chrome Iron, Cast Iron, Inconel 600 and 601, 253MA, 316-310 S.S., Pythagoras GR61, Alsint AL23, Mulite, Sillimantin.

A full range of lance dip probes are available, incorporating the MARSHALL Type K and N replaceable 8 inch long life chrome iron tips. Applications; specifically designed for non-ferrous metals, aluminium, copper, brass, bronze or salt baths at temperatures to 1300°C.

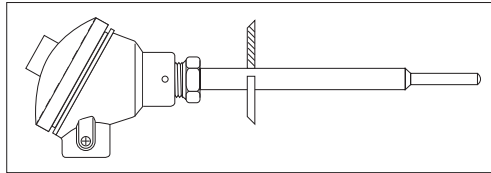
Various styles of thermocouples and sensors are manufactured for the petro/chemical industries. The sensors shown are a small example of what is available. Assemblies available with single and duplex elements in numerous OD sizes, insulated or bonded thermocouple junctions, element sheath materials, spring loaded for terminal blocks and barrel unions. Also available are thermowells - fabricated or machined bar stock, screwed or flanged, in various metals, specialty coatings for thermowells, weld on pads, ceramic sheaths, barrel unions - nipples - and a large range of mounting hardware, terminal head materials; alloy, cast iron, S.S. plastic, bakelite and SAA approved explosion proof "Exd".

Thermocouples


1 Exd certified terminal head.



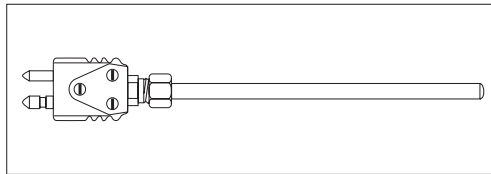
6 Triclover process connection. Hygenic welds. reduced tip.



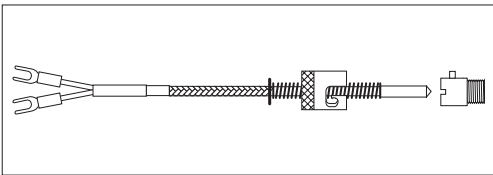
2 Basic Mims thermocouple, c/w pot seal.



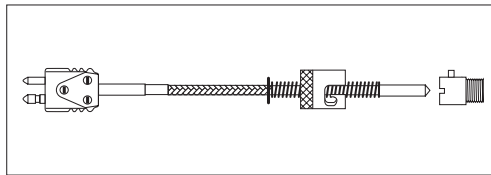
7 Large plug and tube adaptor fitted to thermocouple.



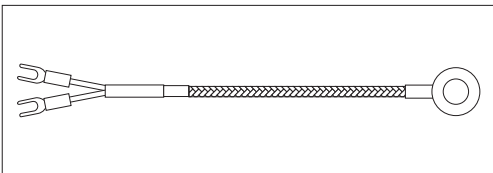
3 Adjustable YM3 bayonet cap thermocouple, c/w adaptor.



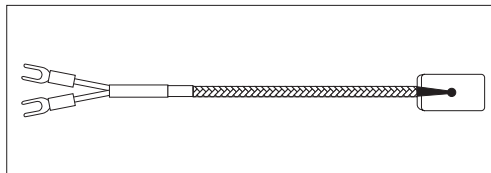
8 Large plug fitted to bayonet thermocouple.



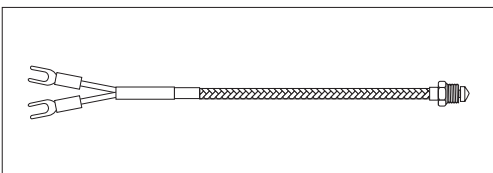
4 Washer style sensor to bolt onto surface.



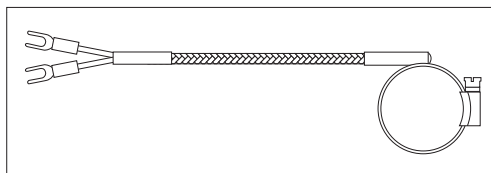
9 Leaf style sensor to fit under heating element.



5 Bolt in sensor YM4 stainless steel braided tails.



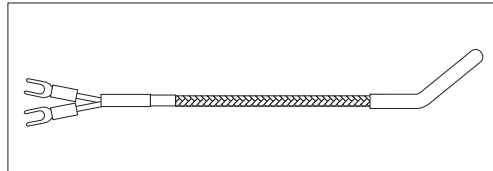
10 Hose clamp sensor.



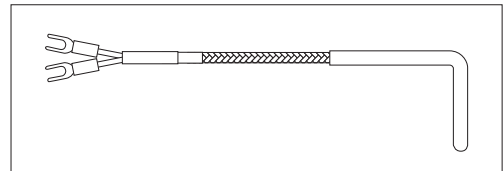
14.3

Thermocouples

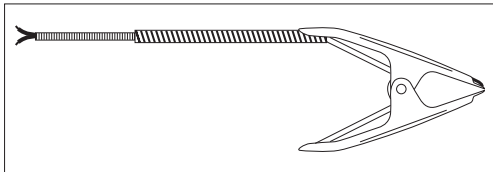
11 Basic wire thermocouple with 45 degree bend.



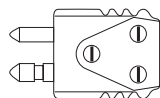
13 Basic wire thermocouple with 90 degree bend.



12 Handi clamp product sensing thermocouple.

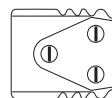


Large plug with round pins.



Part No. 1060

Large socket.



Part No. 1010